




LED Flat Panels



Precision Optics, Integrated Driver, One Low Profile Design

Topaz next generation flat panel luminaires are lighter weight and offer improved light distribution, while maintaining its highest reliability and performance. Featuring a low profile design, these panels are rated for insulated and non-insulated ceiling applications and are ideal for both new and remodel projects. Precision optics provide uniform light distribution and glare-free conditions for offices, healthcare facilities, and other commercial applications. Emergency battery backup models are available and provide 90 minutes of emergency illumination. With 50,000 hour functional life, these fixtures are a low maintenance way to save labor and utility costs.

FEATURES

- Low profile design, lightweight construction and easy to install
- Precision optics for even and smooth light distribution
- White frame, steel housing, PMMA optical lens
- T-grid drop ceiling, suspension, and surface mount options
- For use in insulated ceilings and non-insulated ceilings
- Emergency battery backup models available
- Up to 25% lighter than traditional fixtures
- High efficacy, up to 110 LPW

SUGGESTED APPLICATIONS

- New construction or remodeling of commercial facilities
- Offices, healthcare facilities, institutions and commercial applications





Job Name/Title: _____ Catalog Number _____
Contractor: _____ Notes: _____

LED Flat Panels

GENERAL SPECIFICATIONS

Input Voltage, Frequency: 120-277V, 50/60Hz
Power Factor, THD %: >0.9, <20%
Dimmable: Dimming range 100% to 10% with 0-10V dimmer¹
Surge Protection Rating: L-N 1kV; L/N-G 2kV
Emergency Battery Backup: Yes 8W, 1,000 LM, >90 min²
CRI: 80

Functional Life (L70): 50,000 hours
Location Rating: Damp
Ambient Operating Temperature: -10°F to 110°F
IC Rated
Mounting Options: T-grid drop ceiling, suspension, and surface mount options

ITEM SPECIFICATIONS / ORDER INFO

Catalog Number	Order Code	UPC	Lumens	Wattage	Input Current @120/277V	CCT	Beam Angle	DLC ID
F-L22/20/40K/D/BL-87	70779	751338037687	2,200	20W	0.183 / 0.079A	4000K	120°	PLEUTQRBL6PR
F-L22/20/50K/D/BL-87	70780	751338037694	2,200	20W	0.183 / 0.079A	5000K	120°	PLRK5JIEIONL
F-L22/30/40K/D/BL-87	74331	751338035157	3,300	30W	0.275 / 0.12A	4000K	120°	PLHLA7Y41F95
F-L22/30/50K/D/BL-87	74332	751338035164	3,300	30W	0.275 / 0.12A	5000K	120°	PLBAB8AJMHV6
F-L24/30/40K/D/BL-87	70781	751338037700	3,300	30W	0.275 / 0.12A	4000K	120°	PL7TRZREJG9V
F-L24/30/50K/D/BL-87	70782	751338037717	3,300	30W	0.275 / 0.12A	5000K	120°	PLWXGT0ZKOZT
F-L24/40/40K/D/BL-87	74335	751338035171	4,400	40W	0.367 / 0.159A	4000K	120°	PL0GH91KFW1S
F-L24/40/50K/D/BL-87	74336	751338035188	4,400	40W	0.367 / 0.159A	5000K	120°	PLSTIGT6XXSZ
Emergency Battery Backup								
F-L22/30/40K/D/BL/EM	74333	751338035225	3,300	30W	0.275 / 0.12A	4000K	120°	PLPSI19TX6S5
F-L22/30/50K/D/BL/EM	74334	751338035232	3,300	30W	0.275 / 0.12A	5000K	120°	PLGLKMYBYCZ8
F-L24/40/40K/D/BL/EM	74337	751338035249	4,400	40W	0.367 / 0.159A	4000K	120°	PL0QMUTR2TFTK
F-L24/40/50K/D/BL/EM	74338	751338035263	4,400	40W	0.367 / 0.159A	5000K	120°	PL2R438YJFGV

NOMENCLATURE

Example: **F-L22/20/40K/D/BL-87**

F-L = Fixture LED / **22** = 2' x 2' Panel Size / **20** = 30 Watts / **40K** = 4000K CCT / **D** = Dimmable / **BL** = Backlit / **EM** = Emergency Battery Backup
24 = 2' x 4' Panel Size / **30** = 40 Watts / **50K** = 5000K CCT
40 = 40 Watts
Blank = Standard

ACCESSORIES (SOLD SEPARATELY)

Catalog Number	Order Code	UPC	Description
F-L22/FRAME-87	70280	751338035461	2' x 2' Surface Mount Frame Kit
F-L24/FRAME-87	70281	751338035478	2' x 4' Surface Mount Frame Kit
F-L22/FLANGE-87	70277	751338035423	2' x 2' Sheetrock Flange Kit
F-L24/FLANGE-87	70278	751338035447	2' x 4' Sheetrock Flange Kit
F-L22/CABLE/BL-87	70282	751338036017	2' x 2' Suspended Mount Cable Kit
F-L24/CABLE/BL-87	70283	751338036031	1' x 4', 2' x 4' Suspended Mount Cable Kit

NOTES:

¹Dimming with standard 0-10V control system or wall dimmers such as Leviton IP710, DS710 or Lutron DVSTV. Dimming complies with IEC60929 Annex E. Fixture may not be compatible with all dimmers. Visit www.topaz-usa.com/led-dimmer-compatibility for up-to-date dimmer compatibility information.

²Applicable to Emergency Battery Backup models only

Specifications subject to change without prior notice. Replacement wattage shown depends on application and fixture.

This device complies with Part 15 of the FCC Rules. Operation is subject to the following two conditions: (1) this device may not cause harmful interference, and (2) this device must accept any interference received, including interference that may cause undesired operation.

WARNING: Some products included in this specification sheet may be subject to the warning requirements of California's Proposition 65. Please refer to your product packaging for more information.

Revised July 2020



Job Name/Title: _____ Catalog Number _____
 Contractor: _____ Notes: _____

LED Flat Panels

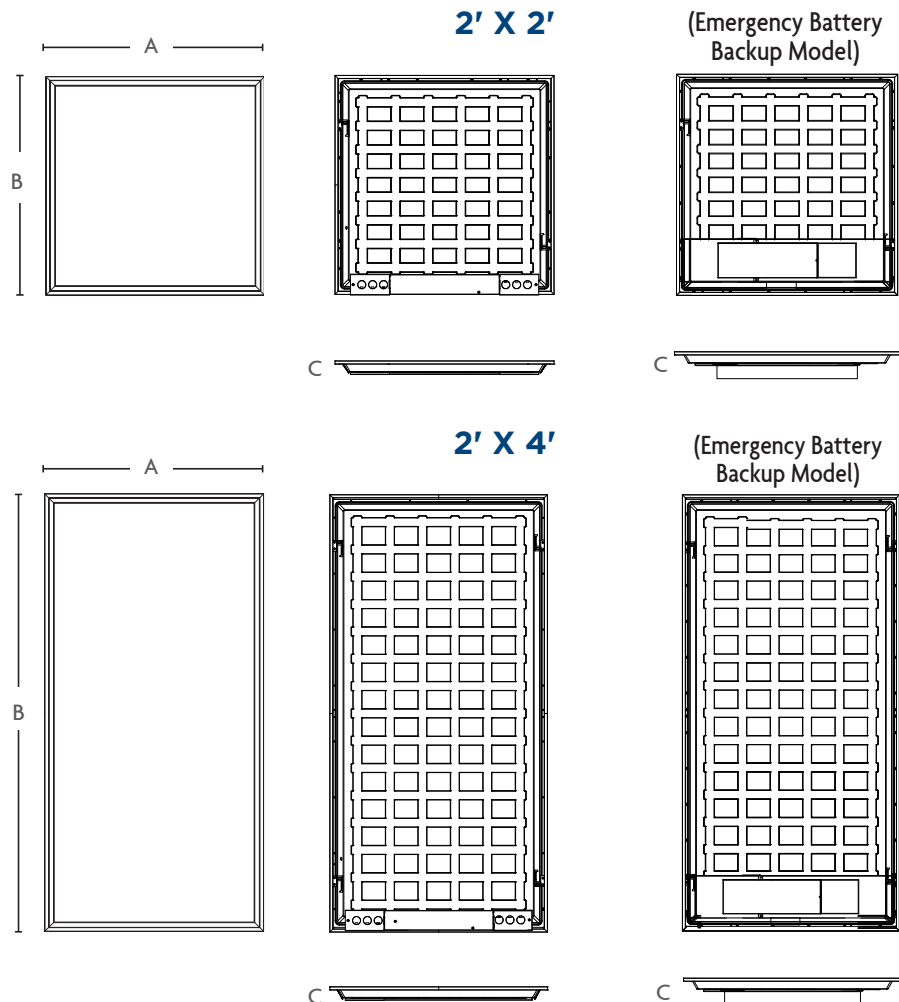
ENERGY SAVINGS

Catalog Number	LED Watts	Fluorescent Replacement Watts	Watts Saved	Yearly Savings	5 Year Savings
Based on 12 hours/day and .11¢/kWh					
F-L22/20/XXK/D/BL-87	20W	2X 32W T8 (LBF)*	28W	\$13	\$67
F-L22/30/XXK/D/BL-87	30W	2x 32W T8	30W	\$14	\$72
F-L24/30/XXK/D/BL-87	30W	3X 32W T8 (LBF)*	43W	\$21	\$104
F-L24/40/XXK/D/BL-87	40W	3x 32W T8	50W	\$24	\$120
F-L22/30/XXK/D/BL/EM	30W	2x 32W T8	30W	\$14	\$72
F-L24/40/XXK/D/BL/EM	40W	3x 32W T8	50W	\$24	\$120

*Low Ballast Factor

PRODUCT DIMENSIONS / LINE DRAWING

Catalog Number	Length (A)	Width (B)	Depth (C)	Weight
F-L22/XX/XXK/D/BL-87	23.7"	23.7"	1.5"	4.6 Lbs.
F-L24/XX/XXK/D/BL-87	23.7"	47.7"	1.5"	8.95 Lbs.
Emergency Battery Backup				
F-L22/30/XXK/D/BL/EM	23.7"	23.7"	2.8"	7.8 Lbs.
F-L24/40/XXK/D/BL/EM	23.7"	47.7"	2.8"	12.4 Lbs.



Revised July 2020



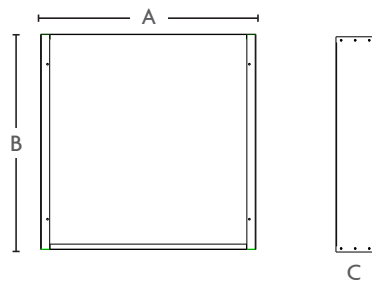
Job Name/Title: _____ Catalog Number _____
 Contractor: _____ Notes: _____

LED Flat Panels

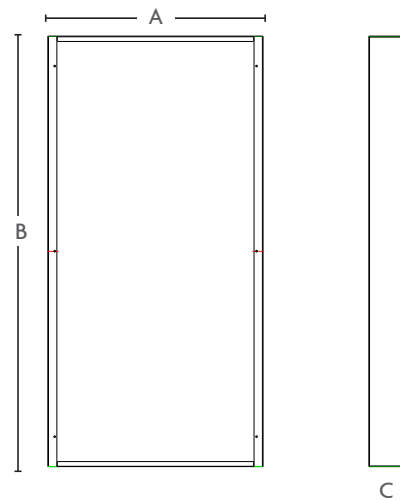
PRODUCT DIMENSIONS / LINE DRAWING

Catalog Number	Length (A)	Width (B)	Depth (C)	Weight
Accessories				
F-L22/FRAME-87	24.0"	24.0"	4.3"	6.6 Lbs.
F-L24/FRAME-87	24.0"	48.0"	4.3"	7.6 Lbs.
F-L22/FLANGE-87	24.0"	24.0"	1.8"	5.8 Lbs.
F-L24/FLANGE-87	26.0"	48.0"	2.9"	8.5 Lbs.

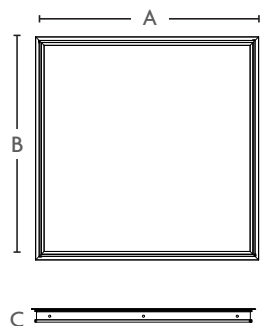
2' x 2' Frame Kit



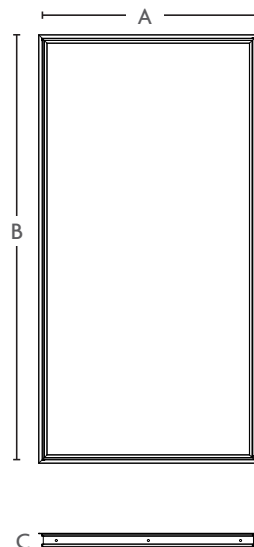
2' x 4' Frame Kit



2' x 2' Sheetrock Flange Kit



2' x 4' Sheetrock Flange Kit



Revised July 2020



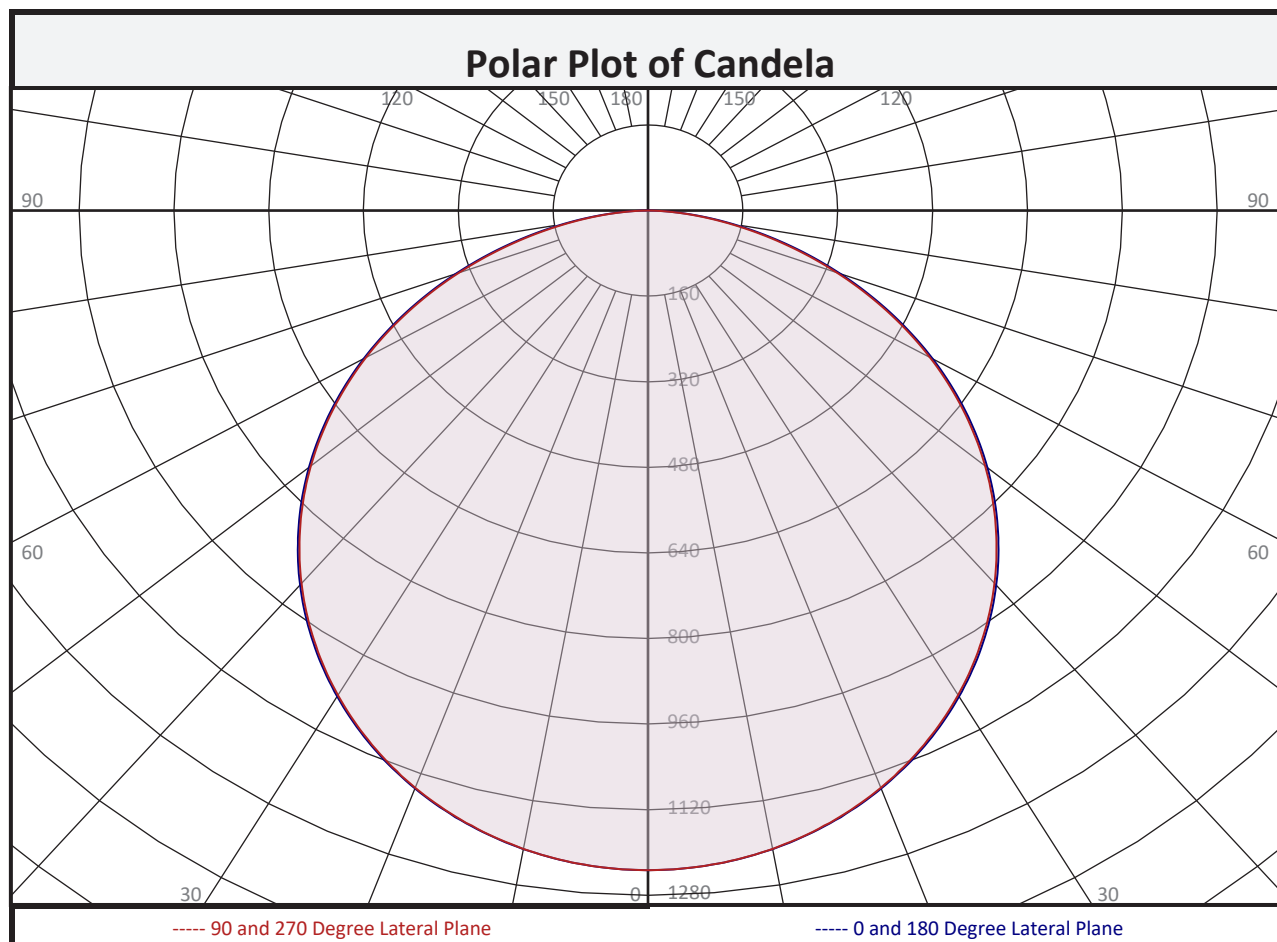
Job Name/Title: _____ Catalog Number _____
 Contractor: _____ Notes: _____

LED Flat Panels

2' X 2' Standard Models

PHOTOMETRICS

F-L22/30/40K/D/BL-87 and F-L22/30/50K/D/BL-87



Circle of Light Plot

Height(ft)	Illuminance at Nadir (fc)	Ground-level distance to half-of-nadir illuminance (ft)	
		0-180 deg	90-270 deg
6.0	34.3	7.59	7.57
8.0	19.3	10.11	10.09
10.0	12.3	12.64	12.61
12.0	8.6	15.17	15.13
14.0	6.3	17.70	17.65
16.0	4.8	20.23	20.17

Average Luminance (cd/m ²)			
	0 deg Plane	45 deg Plane	90 deg Plane
0	4135	4135	4135
45	3955	3945	3933
55	3822	3807	3793
65	3575	3551	3533
75	3125	3079	3035
85	2305	2264	2180

Spacing Criterion	
0 degree plane:	1.3
90 degree plane:	1.3
180 degree plane:	1.3
270 degree plane:	1.3

Revised July 2020



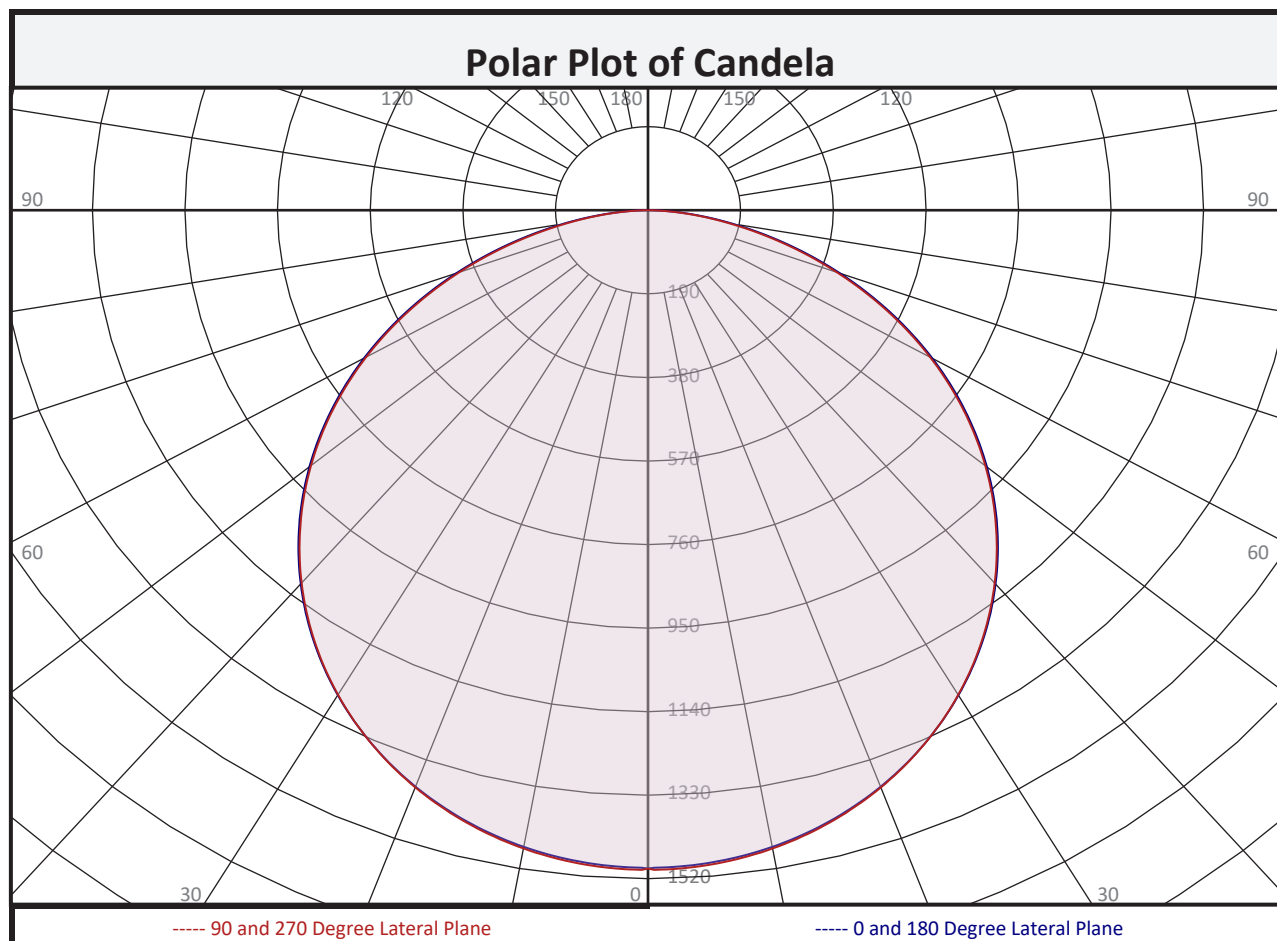
Job Name/Title: _____ Catalog Number _____
 Contractor: _____ Notes: _____

LED Flat Panels

2' X 4' Standard Models

F-L24/40/40K/D/BL-87 and F-L24/40/50K/D/BL-87

PHOTOMETRICS



Circle of Light Plot

Height(ft)	Illuminance at Nadir (fc)	Ground-level distance to half-of-nadir illuminance (ft)	
		0-180 deg	90-270 deg
6.0	41.6	7.59	7.58
8.0	23.4	10.11	10.10
10.0	15.0	12.64	12.63
12.0	10.4	15.17	15.16
14.0	7.6	17.70	17.68
16.0	5.8	20.23	20.21

Average Luminance (cd/m ²)			
	0 deg Plane	45 deg Plane	90 deg Plane
0	2372	2372	2372
45	2269	2264	2260
55	2193	2185	2179
65	2052	2040	2029
75	1789	1764	1739
85	1318	1284	1235

Spacing Criterion

0 degree plane:	1.3
90 degree plane:	1.3
180 degree plane:	1.3
270 degree plane:	1.3

Revised July 2020