

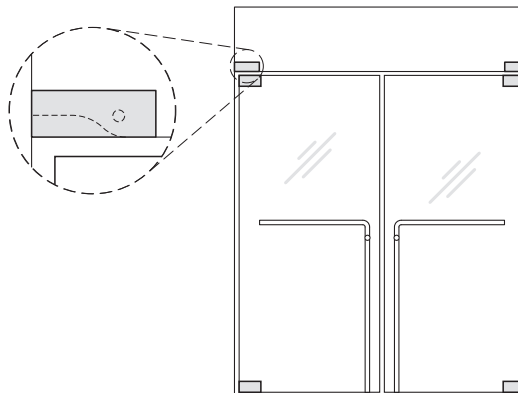
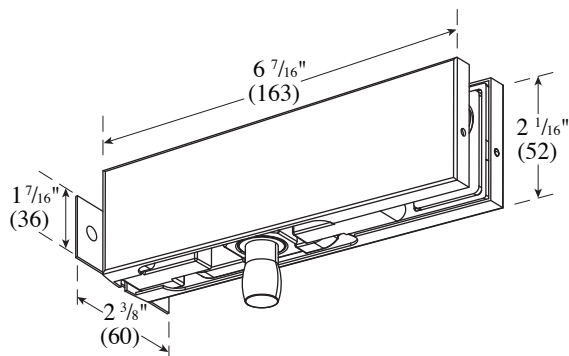
PFT-34 Transom Patch with Pivot Glass Fabrication Sketch

ASSA ABLOY

The global leader in
door opening solutions

For installation instructions please visit our website www.assaabloyglass.us

**DIMENSIONS IN INCHES (MILLIMETERS)
NOT TO SCALE**



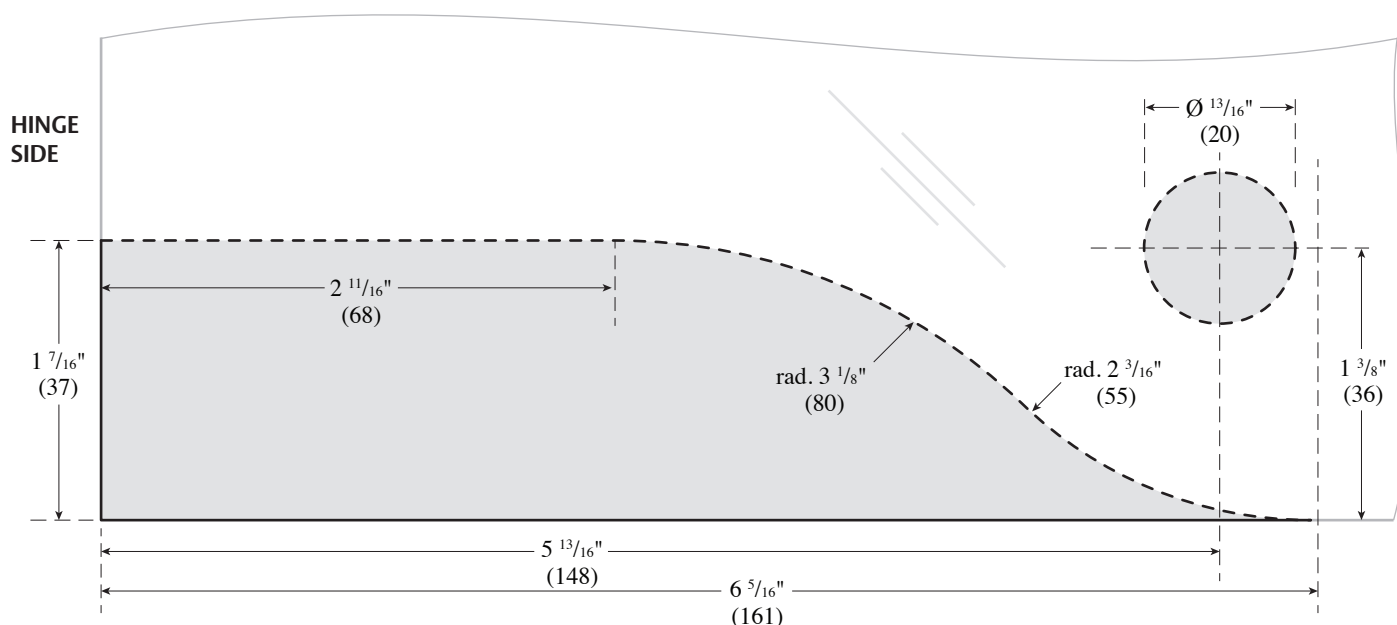
PFT-34 Fabrication Sketch

Effective date:
June 2, 2017

Supersedes: All Previous
ASSA ABLOY Glass Door
Patch Fitting products
conform to ANSI/BHMA
156.7.

USE FABRICATION SKETCH TO DRILL AND CUT GLASS.

Cut away glass (shaded area) along dotted line to match sketch dimensions. Drill $\frac{13}{16}$ " (20 mm) diameter hole.



Caution: Office copiers, printers and facsimile machines may change the size of a drawing and make it inaccurate to use as a template.