

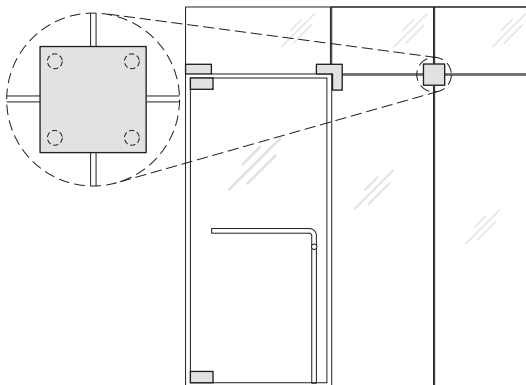
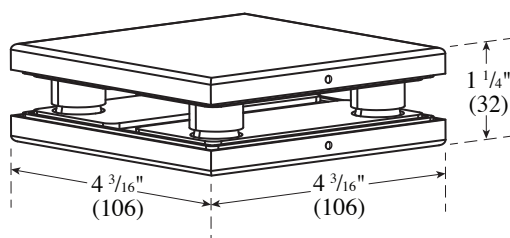
PFS-80 Sidelite Connector Patch Glass Fabrication Sketch

ASSA ABLOY

The global leader in
door opening solutions

For installation instructions please visit our website www.assaabloyglass.us

**DIMENSIONS IN INCHES (MILLIMETERS)
NOT TO SCALE**



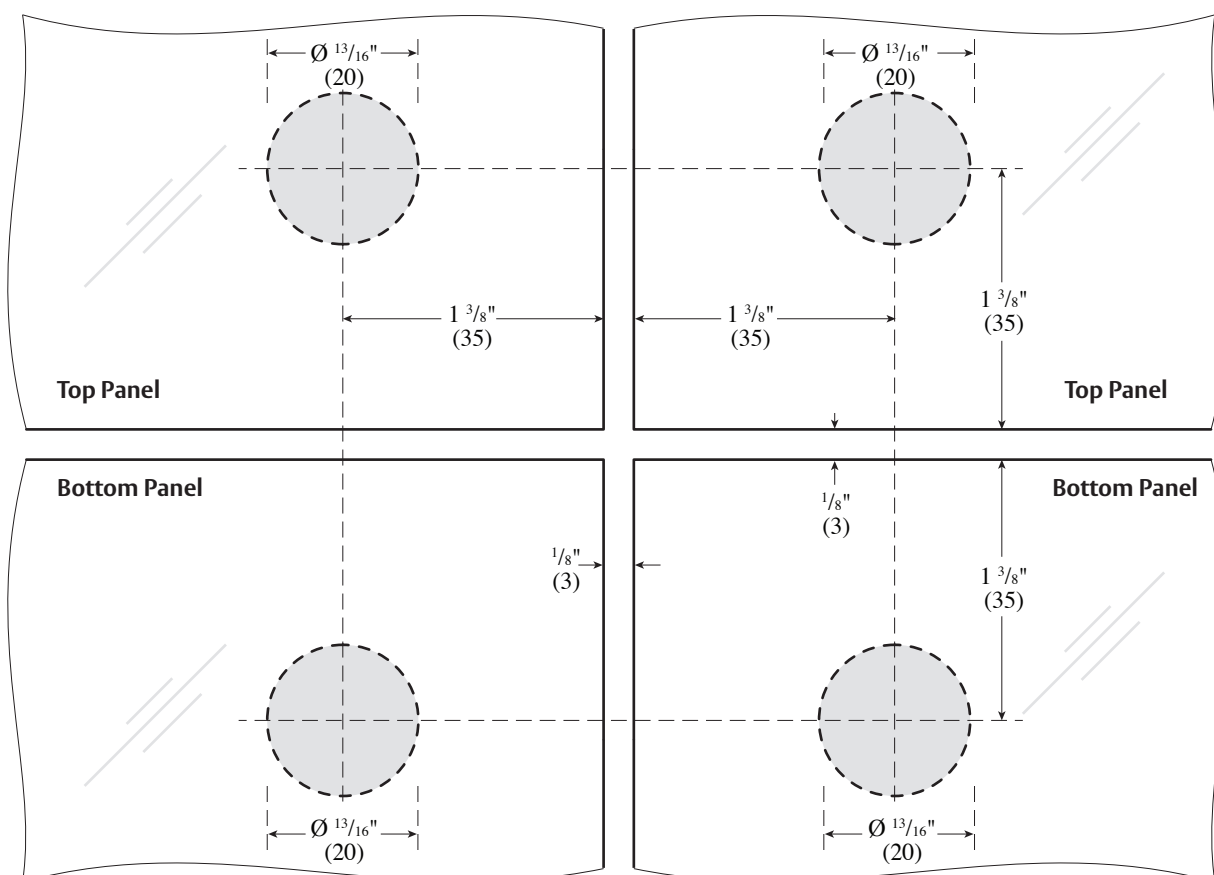
PFS-80 Fabrication Sketch

Effective date:
June 2, 2017

Supersedes: All Previous
ASSA ABLOY Glass Door
Patch Fitting products
conform to ANSI/BHMA
156.7.

USE FABRICATION SKETCH TO DRILL GLASS.

Drill four $\frac{13}{16}$ " (20 mm) diameter holes.



Caution: Office copiers, printers and facsimile machines may change the size of a drawing and make it inaccurate to use as a template.



www.tmhardware.com



845-388-1300



845-388-1388



sales@tmhardware.com