

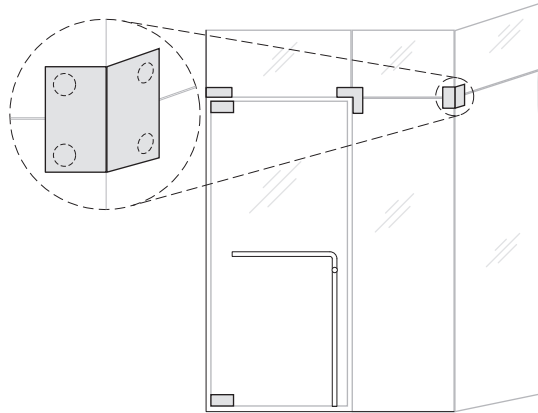
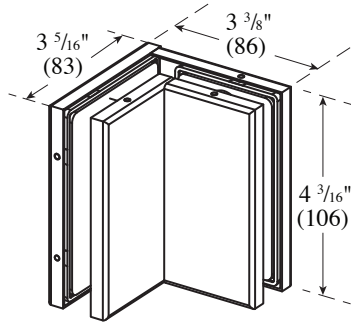
# PFA-90 Patch Fitting Angle Connector Glass Fabrication Sketch

**ASSA ABLOY**

The global leader in  
door opening solutions

For installation instructions please visit our website [www.assaabloyglass.us](http://www.assaabloyglass.us)

**DIMENSIONS IN INCHES (MILLIMETERS)  
NOT TO SCALE**



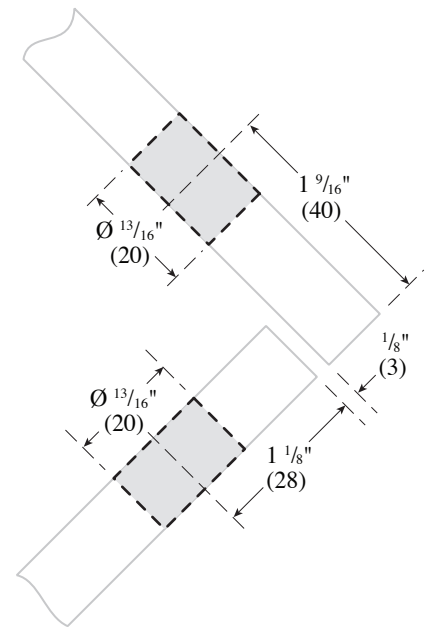
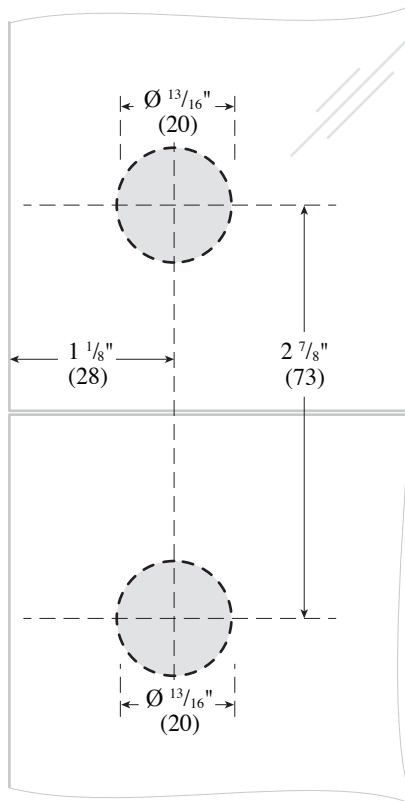
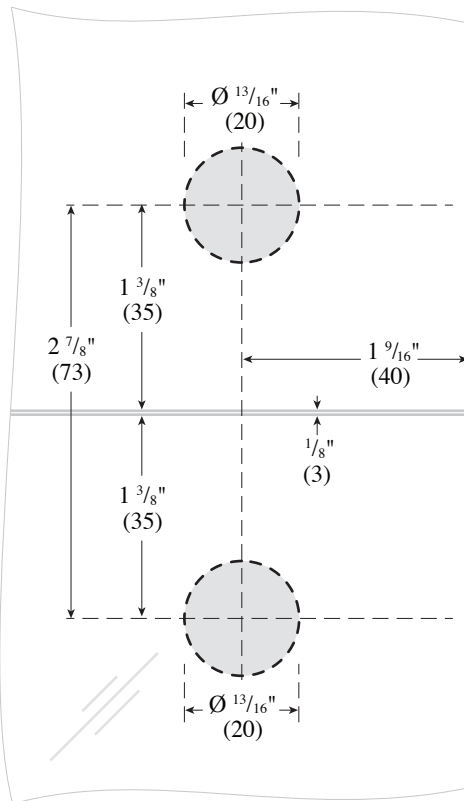
## PFA-90 Fabrication Sketch

**Effective date:**  
June 2, 2017

**Supersedes:** All Previous  
ASSA ABLOY Glass Door  
Patch Fitting products  
conform to ANSI/BHMA  
156.7.

**USE FABRICATION SKETCH TO DRILL GLASS.**

Drill four  $\frac{13}{16}$ " (20 mm) diameter holes.



**Caution:** Office copiers, printers and facsimile machines may change the size of a drawing and make it inaccurate to use as a template.