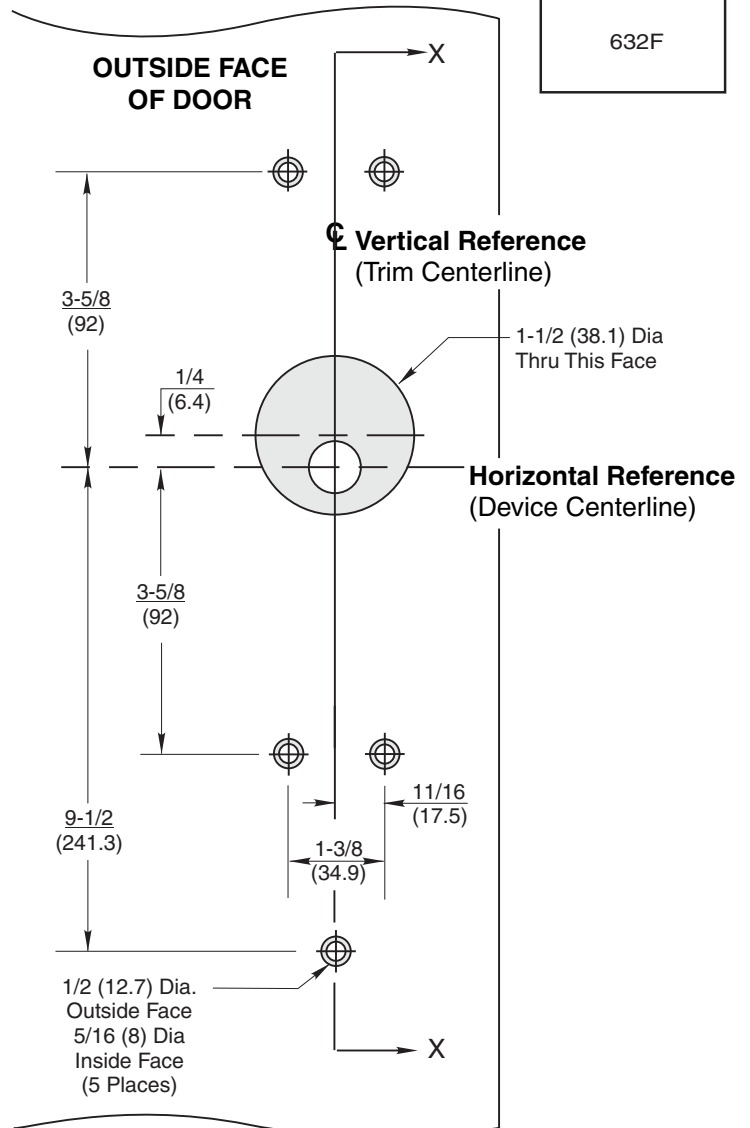
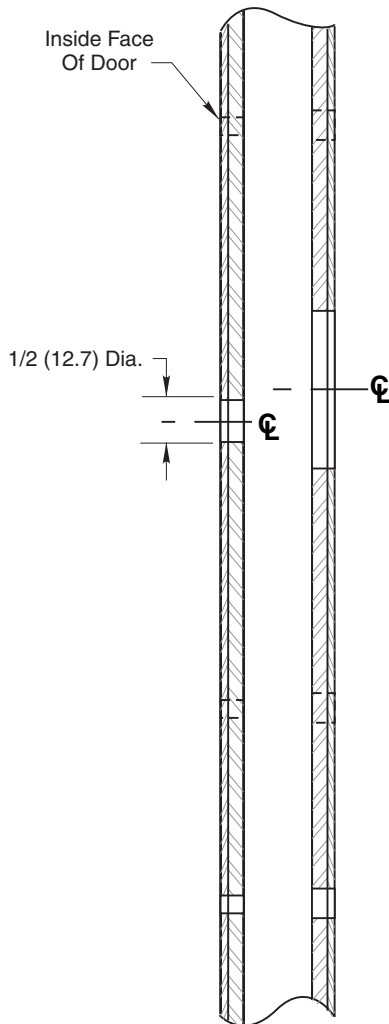
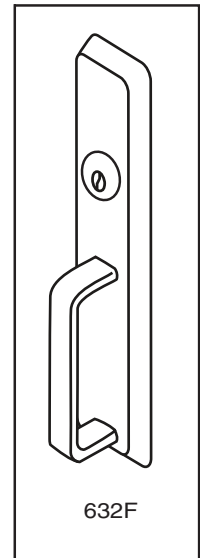


Notes:

1. This template is an addition to the device template. Locate centerlines using horizontal and vertical references on device template.
2. Do not scale drawing.
3. Dimensions are in inches (mm).
4. LHR door shown. Preparation is typical for both door hands.
5. For door reinforcement see template 7400-0000.
6. Provide adequate internal support to prevent door deformation from bolting trim to the device.



632F Trim

With 1500(F), 2100(F), 6100(F) or 7100(F) Series
Rim and Vertical Rod Exit Devices

Metal Door Preparation



1-800-438-1951
www.yalelocks.com

TEMPLATE NUMBER

7400-0632

DATE

05-15